


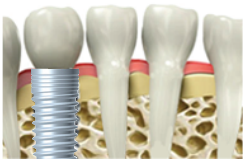


IMPLEX™ CONICAL CONNECTION



Implex™ MPI Features

The Implex™ implant system incorporates many innovative design features which make it a great choice for a variety of indications. This system uses a conical connection, which is one of the most stable and common connections available. The multi-fin design results in an implant that has great initial stability and can be used in both hard or soft bone.



Fixture Stability

The multi-slotted fin design of the Implex™ implant increases the stability of the fixture by increasing the surface area contacting bone. This non-condensing thread design is especially useful in hard bone, where compression can cause bone loss.




Micro-Thread Collar

The collar of the Implex™ implant was designed with micro-threads which are used to enhance stabilization in crestal bone. This collar is also textured using Hi-Tec's Integrated SLA Surface™ process. This increases osseointegration and ensures long-term stability.



Optimal Esthetics

The platform-limiting design of the Implex™ implant ensures optimal esthetics as a result of a small ridge being created at the top of the implant where soft tissue can grow. This makes the Implex™ implant a great choice for placement in the esthetic zone.




Integrated SLA Surface™

Through a process of grit blasting and acid etching, Hi-Tec's Integrated SLA Surface™ produces highly osseointegrating implants. This increases bone to implant surface area, which accelerates and improves osseointegration.



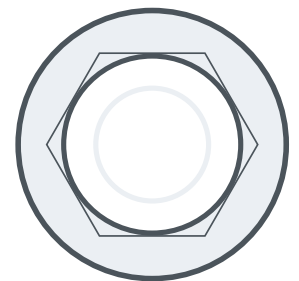

Stable Connection

The Implex™ implant system features a conical internal hex connection. This consists of a hexagonal connection with a tapered conical collar, which helps to seat the prosthetic. This design gives you all of the advantages of an internal hex connection with the benefits of a morse taper hybrid.



Prosthetic Compatibility

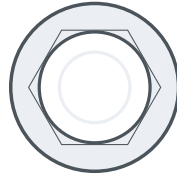

The conical connection is one of the most popular prosthetic options available today. This makes the restoration process easy due to part interchangeability and availability. In many instances, you can use your existing surgical kit to place Implex™ implants and prosthetics. This makes the transition to Hi-Tec™ simple and affordable.






TECHNICAL SPECIFICATIONS

IMPLEX™ CONICAL CONNECTION




- **Implant Material:** Ti-6Al-4V Titanium Alloy
- **Surface Finish:** SLA Integrated Surface™
- **Implant Collar:** Textured Micro-Thread
- **Delivery System:** Available with a Placement Mount
- **Implant Placement Torque:** 30-60Ncm
- **Abutment Torque:** (Standard 35Ncm) (Multi-Unit 15Ncm)
- **Prosthetic Screw Type:** .050" (1.25mm) Hexagon
- **Compatibility:** NobelActive® NP (MPI 3.5mm)
NobelActive® RP (MPI 4.3mm, 5.0mm)


*NobelActive is a registered trademark of Nobel Biocare Inc.



Narrow Platform	
3.5	
8.0mm	
10.0mm	
11.5mm	
13.0mm	



Standard Platform	
4.3	
8.0mm	
10.0mm	
11.5mm	
13.0mm	



Standard Platform	
5.0	
8.0mm	
10.0mm	
11.5mm	
13.0mm	




Implex™ Implants Drill Sequence

MPI	SOFT BONE HARD BONE	RB	Diameter (mm)						V-BT	CSD	CSD
			2.0	2.5	2.8	3.2	3.65	4.3			
MPI 3.5	SOFT BONE	•	•	•	•	•	•				
	HARD BONE	•	•	•	•	•	•		•	X	
MPI 4.3	SOFT BONE	•	•	•	•	•	•				
	HARD BONE	•	•	•	•	•	•		•	X	
MPI 5.0	SOFT BONE	•	•	•	•	•	•	•			
	HARD BONE	•	•	•	•	•	•	•			•

½ = DRILL TO HALF DEPTH
X = COUNTERSINK OPTIONAL



Analogs

Item	SKU	Length	Cuff Height
 Ball Attachment Analog	BNL	14mm	
 Implant Analog	NL-IL	10.7mm	
 Digital Analog	NL-ILD	10mm	



Impression Copings

 Closed Tray Impression Coping	NL-AAT	10.7mm	
 Open Tray Impression Coping	NL-AAT-L	16.5mm	
 Snap Cap Impression Coping	NL-AST	10.6mm	
 Snap Cap	T-PT	10mm	


Titanium Preparable Abutments

	Straight Titanium Abutment	NL-ACA-1.5	6.8mm	1.5mm
		NL-ACA-2.5	7.8mm	2.5mm
		NL-ACA-3.5	8.8mm	3.5mm
		NL-ACA-4.5	9.8mm	4.5mm
	Modular Abutment Set	NL-ACA-G-1-SET	1mm	
		NL-ACA-G-2-SET	2mm	
		NL-ACA-G-3-SET	3mm	
		NL-ACA-G-4-SET	4mm	
	15 Degree Angled Abutment	NL-ANA-15	9.2mm	1.55/ 2.8mm
		NL-ANA-15-2.5	10.4mm	2.6/ 3.8mm




Zirconia Preparable Abutments

	Straight Zirconia Abutment	NL-ZTA	11mm	1.5/ 2.5mm
	15 Degree Angled Zirconia Abutment	NL-ZTA-15		1.55/ 2.8mm




Healing Abutments

	Healing Abutment	NL-HC-3	3mm	
		NL-HC-5	5mm	
		NL-HC-F	6mm	

Temporary Abutments

	Straight Peek Nylon Temporary Abutment	NL-RPA	8.2mm	1.5mm
	15 Degree Peek Nylon Temporary Abutment	NL-RPA-15	9.2 mm	1.55/ 2.8mm
	Engaging Temporary Abutment	NL-TA	11mm	0.5mm
	Non-Engaging Straight Titanium Temporary Abutment	NL-TA-R	11mm	0.5mm

Castable UCLA Abutments

Item	SKU	Length	Cuff Height
 Engaging Plastic Castable Abutment	NL-PCA	7.60mm	1mm
 Non-Engaging Plastic Castable Abutment	NL-PCA-R	7.60mm	1mm
 Engaging Gold Castable Abutment	NL-PGA	10mm	










Multi-Unit Components

 MU - Closed Tray Impression Coping	MU-AAT	9mm	
 MU - Open Tray Impression Coping	MU-AAT-L	13.87mm	
 MU - Analog	MU-CL	13.14mm	
 MU - Fixation Screw	MU-FS		
 MU - Healing Cap	MU-HC	4.71mm	
 MU - Plastic Castable Sleeve	MU-PC	11.9mm	
 MU - Titanium Sleeve	MU-TPC	12.25mm	
 MU - Scan Body	MU-SCAN	8.59mm	
 MU - Titanium Base	MU-TB	4.5mm	
 MU - Straight Abutment	NL-MU-1	3mm	1mm
	NL-MU-2	4mm	2mm
	NL-MU-3	5mm	3mm
	NL-MU-4	6mm	4mm
 MU - 17 Degree Angled Abutment	NL-MU-17	5.2mm	2.1/ 3.5mm
	NL-MU-17-2	6.2mm	3.1/ 4.5mm
 MU - 30 Degree Angled Abutment	NL-MU-30	4.7mm	1.13/ 3.5mm
	NL-MU-30-2	5.7mm	2.13/ 4.5mm
 MU - Zest® Locator Abutment Collar (2-Pack)	8909-2	1.0mm	








O-Ball Abutments

 O-Ball Abutment	NL-BBA-2	3.6mm	2mm
	NL-BBA-4	5.6mm	4mm
	NL-BBA-6	7.6mm	6mm
 Metal Housing	MH	3.22mm	
 Nylon Cap - Extra Light Retention	NC-CLEAR		
 Nylon Cap - Light Retention	NC-PINK		
 Nylon Cap - Medium Retention	NC-ORANGE		
 Nylon Cap - High Retention	NC-GREEN		

CAD/CAM Custom Prosthetics

Item	SKU	Length	Cuff Height
 Short Scan Body	NL-SCAN-S	7.6mm	
 Long Scan Body	NL-SCAN-L	9.2 mm	
 Multi-Unit - Scan Body	MU-SCAN	8.59mm	
 Multi-Unit - Titanium Base	MU-TB	4.5mm	
 Digital Analog	NL-ILD	10mm	
 Engaging T-Base Abutment	NL-PRN	4.5mm	
 Non-Engaging T-Base Abutment	NL-PRN-R	4.5mm	
 Engaging Screw Retained T-Base Abutment	NL-ZTA-T		
 Non-Engaging Screw Retained T-Base Abutment	NL-ZTA-R		

Zest® Locator Abutments

 Locator Connical Narrow Platform	2069	1mm
	2070	2mm
	2071	3mm
	2072	4mm
	2073	5mm
	2074	6mm
 Locator RT-X Connical Connection Narrow Platform (Includes Male Processing Package)	30506-01	1mm
	30506-02	2mm
	30506-03	3mm
	30506-04	4mm
	30506-05	5mm
	30506-06	6mm
 Locator Male Processing Package	8519-2	2-Pack
	8519-10	10-Pack
 Locator Extended Male Processing Package	8540-2	2-Pack
	8540-10	10-Pack
 Locator Replacement Denture Cap Male Assembly	8510-4	4-Pack
	8510-10	10-Pack
 Locator Female Analog (4mm Diameter)	8530-4	4-Pack
	8530-20	20-Pack
 Locator Female Analog (5mm Diameter)	8516-4	4-Pack
	8516-20	20-Pack
 Locator Impression Coping	8505-4 8505-20	4-Pack 20-Pack

Conical Connection Surgical Kit



The conical connection surgical kit is entirely customizable to your preferences. This kit is compatible with Hi-Tec™ Logic™, Implex™, and Expert™ implants. It houses all of the insertion tools, drivers, and drills necessary for implant surgery. This kit is convenient and easily organized with detailed labels and categories for each instrument. It is a fully autoclavable kit made of surgical stainless steel that withstands long-term sterilization.

Bone Taps

- L-BT-3.5 - Bone Tap for LGI - 3.5mm, Wrench
- L-BT-4.3 - Bone Tap for LGI - 4.3mm, Wrench
- L-BT-5.0 - Bone Tap for LGI - 5.0mm, Wrench
- L-BT-6.0 - Bone Tap for LGI - 6.0mm, Wrench
- V-BT-3.5 - Bone Tap for MPI - 3.5mm, Latch
- V-BT-4.3 - Bone Tap for MPI - 4.3mm, Latch
- V-BT-5.0 - Bone Tap for MPI - 5.0mm, Latch



Burs & Drills





- RB-2.0 Round Bur
- NX-LD-20T - 2.0mm Lindeman Bur
- NX-TLD-20T - 2.0mm Lance Drill
- CSD - Implant Countersink








- PD200L16C - 2.0mm Carbide Implant Drill
- TD250L16C - 2.5mm Carbide Implant Drill
- TD280L16C - 2.8mm Carbide Implant Drill
- TD320L16C - 3.2mm Carbide Implant Drill
- TD365L16C - 3.65mm Carbide Implant Drill
- TD400L16C - 4.0mm Carbide Implant Drill
- TD430L16C - 4.3mm Carbide Implant Drill
- TD450L16C - 4.5mm Carbide Implant Drill
- TD520L16C - 5.2mm Carbide Implant Drill
- TD550L16C - 5.5mm Carbide Implant Drill



Implant Mount Tools

- LIT-C - Implant Mount Tool for Handpiece 
- LIT-S - Short Implant Mount Tool for Ratchet 
- LIT-M - Medium Implant Mount Tool for Ratchet 
- LIT-L - Long Implant Mount Tool for Ratchet 













Prosthetic Drivers

- L-1.25 - Long Prosthetic Driver for Handpiece 
- S-1.25 - Short Prosthetic Driver for Handpiece 
- SHT-S - Short Prosthetic Driver for Ratchet 
- SHT-L - Long Prosthetic Driver for Ratchet 
- DENT-1.25 - Handheld Prosthetic Driver 

Bone Taps

- NL-LIT-S - Short Implant Driver for NL - Ratchet 
- NL-LIT-L - Long Implant Driver for NL - Ratchet 
- SL-LIT-S - Short Implant Driver for SL - Ratchet 
- SL-LIT-L - Long Implant Driver for SL - Ratchet 
- NL-FT-S - Short Implant Driver for NL - Handpiece 
- NL-FT-L - Long Implant Driver for NL - Handpiece 
- SL-FT-S - Short Implant Driver for SL - Handpiece 
- SL-FT-L - Long Implant Driver for SL - Handpiece 

Ratchets & Attachments

- DL - Drill Extension 
- MU-IT - Hex Tool for Multi-Unit Abutments 
- MU-IT-Q - Square Tool for Multi-Unit Abutments 
- RAD - Hex to Square Adapter 
- ART - Hex/Square to FT Adapter 
- LS - Square to Latch Adapter 
- HR - Hex Ratchet 
- HR-S - Square Ratchet 
- HR-TW - Hex Torque Wrench 
- HSD - Hex Straight Driver Handle 
- VS - Titanium Vessel for Mount Removal 
- PT - Paralleling Tool 
- MU-AH - Multi-Unit Angulation Holder 



Integrated Surface™ Characteristics

Hi-Tec Implant's™ Integrated Surface™ is an SLA macro/micro implant surface, which is applied to the implant by large grit blasting, followed by a process of acid treatments. This results in a porous osseo-conductive surface that is an ideal platform for cell attachment. This process increases implant to bone contact and facilitates bone formation and superior osseo-integration.

Macro Surface

A macro surface is achieved by blasting the implant with 60 micron large grit particles that create pores 10-30 microns wide. The topography of the surface is 10 microns from peak to valley. This significantly increases the implant surface area and the retention on the implant. The macro pores contribute to initial stability, shortened healing time, and provide ultimate load bearing capacity.

Micro Surface


The micro-texture is created by chemical processes and is characterized by micro grooves of 0.503 microns. The micro voids are osseo-conductive and facilitate bone formation for faster osseo-integration and mechanical interlock between the bone and the implant.

Surface Composition

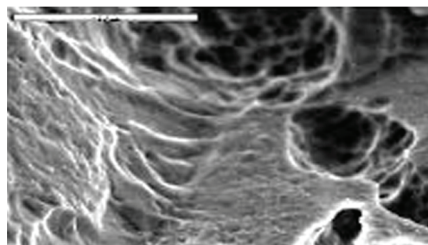
Surface composition analyzed by scanning electron microscopy presents a titanium oxide surface layer with a composition of 50% oxygen at the surface. Auger Spectron spectroscopy demonstrates that the depth of the titanium oxide layer is 200 angstroms.

Predictable Performance


SLA technology has a long history of proven effectiveness as one of the most documented surfaces in dental technology. Hi-Tec Implant's™ Integrated Surface™ has extensive healing potential, which results in accelerated osseo-integration. This makes the healing process more predictable for both you and your patient.



SEM SCANNING ELECTRON
MICROSCOPE x 100



SEM SCANNING ELECTRON
MICROSCOPE x 5000



SURFACE COMPOSITION BY SEM

Implant Packaging




Mounted
(Figure 1.)

Mounted Implants

Most Hi-Tec Implants™ are available with an initial placement mount (Figure 1.). This mount is used to carry the implant to the surgical site. It should not be used for full placement of the implant, as it is designed only for the delivery of the implant to the osteotomy. After lightly threading the implant into the osteotomy, remove the mount with a 1.25mm (0.50”) hexagonal driver. Once the mount is removed, use an implant insertion tool (specific to the implant being used) to drive the implant into the osteotomy. Following the implant placement, the mount can then be reattached to the implant and used as a closed tray impression coping. Remove the mount with a 1.25mm (0.50”) hexagonal driver after taking the impression. After completing the impression, the provided cover screw can then be secured. This first stage cover screw is used to seal the connection of the implant. The cover screw can be secured and removed using the same 1.25mm (0.50”) hexagonal driver. All drivers and insertion tools are provided in the surgical kit or can be purchased separately.

Non-Mounted Implants

Alternatively, some Hi-Tec Implants™ are offered without an initial placement mount for ease of placement. Instead of being packaged in a sterile plastic carrier, mountless Hi-Tec Implants™ are supplied in a sealed titanium vial (Figure 2.). The vial's material is designed to protect the implant's surface, ensuring optimal osseointegration. The lid of the vial contains a first stage healing screw, which can be used to cover and seal the connection of the implant. Placement of a mountless implant is easy, simply secure the corresponding insertion tool into the connection of the implant and carry it to the osteotomy. Then use the insertion tool to securely place the fixture into the osteotomy. After placing the implant, the first stage cover screw can be secured using the 1.25mm (0.50”) hexagonal driver. The drivers and insertion tools are provided in the surgical kit or can be purchased separately.



Mountless
(Figure 2.)



Hi-Tec Implants™ meets and exceeds the highest standards in the field of medical devices: the main approvals, besides many others, are:

FDA APPROVAL: Center for Devices and Radiological Health in the US FDA (Food and Drug Administration) Since 1994.

CE MARK – After demonstrating compliance with Annex II of Medical Devices Directive 93/42/EEC, entitles us to use CE Marketing on our products.

ISO 13485: 2003 – An international standard for quality management of medical devices, Hi-Tec Implants LTD™ meets the requirements of ISO 13485 : 2003 for the design, manufacturing and inspection of dental implants and accessories.

ISO 9001: 2000 – Certifies that Hi-Tec Implants LTD™ demonstrates compliance of our quality system to meet the requirements of ISO 9001: 2000 (an international standard for quality management system).

Health Canada Medical Device License and CMDCAS ISO 13485: 2003 Accredited Since 2005.

Trademark Acknowledgment

A.B Dental™ is a trademark of A.B Dental Devices Ltd.

ACE Infinity™ and TRI-CAM™ are trademarks of ACE Surgical Supplies Co.

Adin™ and Toureg™ and CloseFit™ are trademarks of Adin Dental Implant Systems Ltd.

Biohorizons® is a registered trademark of Biohorizons Inc.

Blue Sky Bio™ and BioMax NP™ are registered trademarks of Blue Sky Bio.

Hahn™ is a registered trademark of Prismatic Dentalcraft Inc.

Implant Direct™, InterActive™, Swishactive™, and Legacy™ are trademarks of Implant Direct

Locator® is a registered trademark of Zest IP Holdings

MIS™ and 7™ and C4™ are trademarks of MIS Implants Technologies LTD

Nobel™ is a trademark of Nobel Biocare Services AG

NobelActive® is a registered trademark of Nobel Biocare Services AG

NobelBiocare™ is a registered trademark of the Nobel Biocare Services AG

NobelReplace® is a registered trademark of the Nobel Biocare Services AG

Replace Select Services AG is a trademark of Nobel Biocare Services AG

RePLANT™ is a trademark of Implant Direct

Screw-Vent® is a registered trademark of Zimmer Dental Inc.

Southern Implants®, Co-Axis® and TriNex®, are registered trademarks of Southern Implants

Strauman® is a registered trademark of Institut Straumann AG

Tissue Level™ is a trademark of Institut Straumann AG

Zest® is a registered trademark of Zest IP Holdings

Zimmer® is a registered trademark of Zimmer Group